

# PDFill: PDF Drawing

You can open a PDF or create a blank PDF by PDFill.  
Here are the PDF drawings created by PDFill

[Online Help](#)

Please save into a new PDF to see the effect!

[Goto Page 2: Line Tool](#)

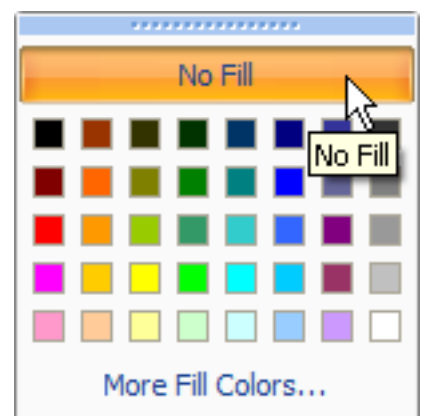
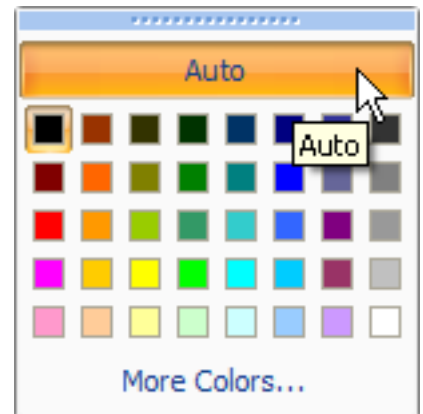
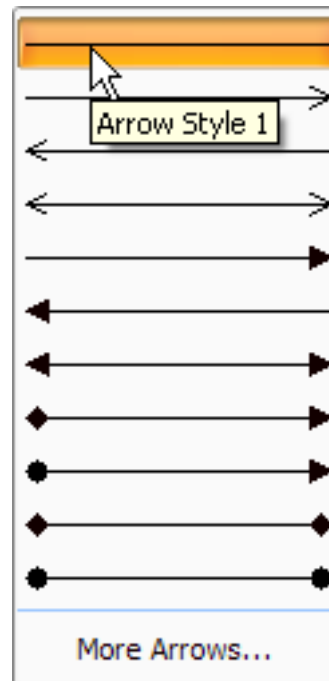
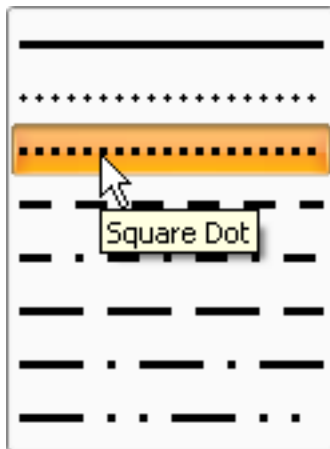
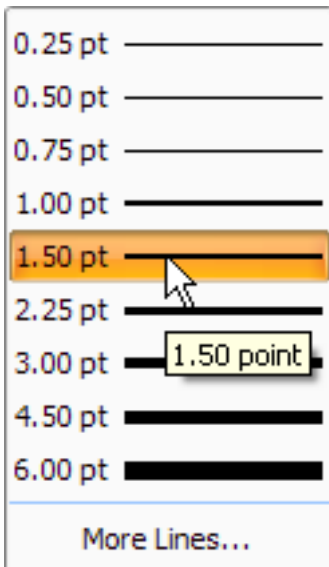
[Goto Page 3: Arrow Tool](#)




[Goto Page 4: Tool for Rectangle, Square and Rounded Corner](#)

[Goto Page 5: Tool for Circle, Ellipse, Arc, Pie](#)

**Here are the tools to change line width, style, arrow style and colors**




## Line Width and Color



[Online Help](#)

## Arrow Style and Size



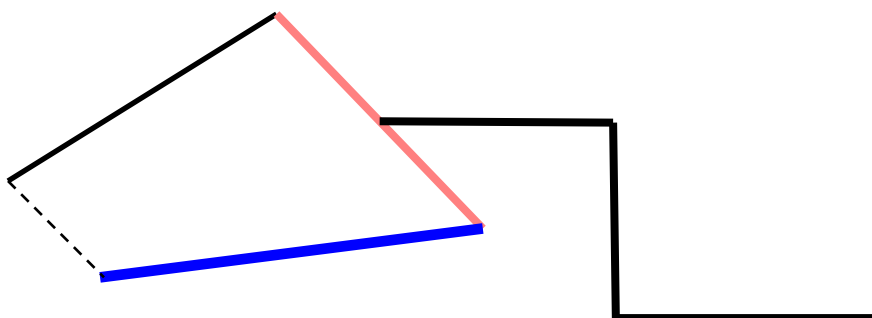
First Page

Previous Page

Next Page

Last Page

## Draw Multiple Lines with Point Snapping




[Online Help](#)

Six Arrow Styles:



- No Arrow
- Arrow
- Open Arrow
- Stealth Arrow
- Diamond Arrow
- Oval Arrow

9 Arrow Sizes for Each Style:

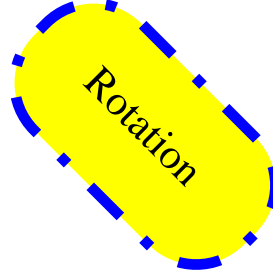

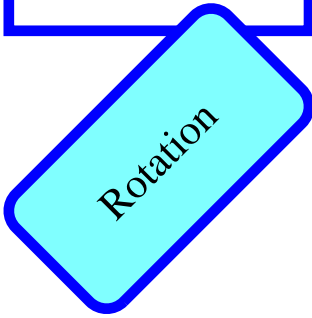



Mixed Arrow Styles, Sizes, Color, Dashed Style



Create Rectangle, Square; Add a Corner Radius

[Online Help](#)



Create Circle, Ellipse, Arc, Pie

